

Domestic

Online Filing for Fox Canyon Groundwater Management Agency (FCGMA)

Semi-Annual Groundwater Extraction Statements

www.fcgmaonline.org



The banner features the agency's logo on the left, which includes a circular emblem with a sun, mountains, and water, surrounded by the text 'FOX CANYON GROUNDWATER MANAGEMENT AGENCY' and 'EST. 1987'. To the right of the logo, the text 'FOX CANYON' is written in large, bold, yellow letters, with 'Groundwater Management Agency' in smaller yellow text below it. The background of the banner is a photograph of a green agricultural field under a clear sky.

Welcome	
User Name: * <input type="text"/>	Welcome to the FCGMA Online Web Site! If you have an existing account with the FCGMA (for example you receive Semi-Annual Groundwater Extraction Statements (SAES) in the mail, or are the registered well owner with the FCGMA) and want to log in to this website for the first time, please contact either Mandi Freitas at (805) 645-1372 or Kathleen Riedel at (805) 654-2954 (between 8AM and 5PM, Monday through Friday) to obtain your Username and Password. For more information about navigating the Site, please see the FCGMA Online Owner-Operator User Guide posted at http://fcgma.org . Thank you!
Password: * <input type="password"/>	
<input type="button" value="Logon"/>	
Forgot password? Retrieve Account	System Message This system is for authorized use only. All activities may be recorded and monitored. There are no implicit or explicit rights to privacy using this system. Unauthorized or illegal use may be a felony offense punishable under Section 502 of the California Penal Code and/or other laws.

Copyright © 2015 Fox Canyon Groundwater Management Agency. All Rights Reserved.

If you do not already have a username and password, please contact either Mandi Freitas at (805) 645-1372 or Kathleen Riedel at (805) 654-2954 (between 8AM and 5PM, Monday through Friday) to obtain your login credentials.



Operator Home Page

After logging in for the first time, please change your default password. Go to the "Home" tab and select "Change Password." Please create a unique password.
Reminder: The password is case sensitive.



Home

[2015-1 Statement Filing due by 06/11/2015](#)

Select CombCode:   [Pay online.](#) [Find out how.](#) **Current Amount Due: \$0.00**

[Map Lookup](#)

Current Notifications [My Account](#)

Semi-Annual Extraction Due Date:	06/11/2015	Days Now Past Due: 0
Surcharge Fees Now Due:	\$0.00	

Semi-Annual Extraction Filings ([66](#))

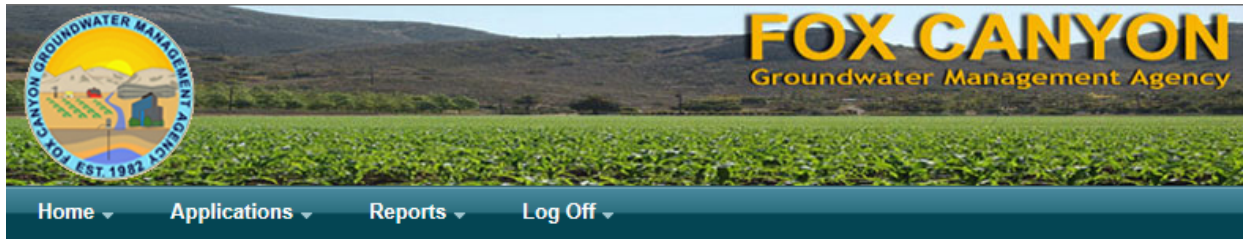
Payment Confirmations ([34](#))

Once you log in, if a statement is due, a link will display at the top of the page. Click the link to file the Semi-Annual Groundwater Extraction Statement (SAES).

Semi-Annual Groundwater Extraction Statement

The Semi-Annual Groundwater Extraction Statement (SAES) consists of multiple sections: Operator Information, Extraction Information and Fees.

Operator Information



Semi-Annual Statement

Semi-Annual Groundwater Extraction Statement

Reporting Period 2015-1

STATEMENT NO.: SAES-2015-1-042870

STATEMENT STATUS.: **RELEASED**

Operator Information

First Name:	<input type="text" value="Fox Canyon Groundwater"/>
Last Name:	<input type="text" value="Management Agency"/>
Middle Name:	<input type="text"/>
Business Name:	<input type="text" value="FCGMA"/>
Contact Name:	<input type="text" value="FCGMA Staff"/>
Mailing Address:	<input type="text" value="800 S. Victoria Ave. #1610"/>
City:	<input type="text" value="Ventura"/>
State:	<input type="text" value="CA"/>
Zip Code:	<input type="text" value="93009"/>
Phone:	<input type="text" value="(805) 654-2014"/>
Fax:	<input type="text" value="(805)654-3350"/>
Mobile:	<input type="text"/>
Email Address:	<input type="text" value="fcgma@ventura.org"/>

Operator Information is pre-filled with data from the database. Update anything that is inaccurate and click the Save button at the bottom of the page to save any changes.

Extraction Information

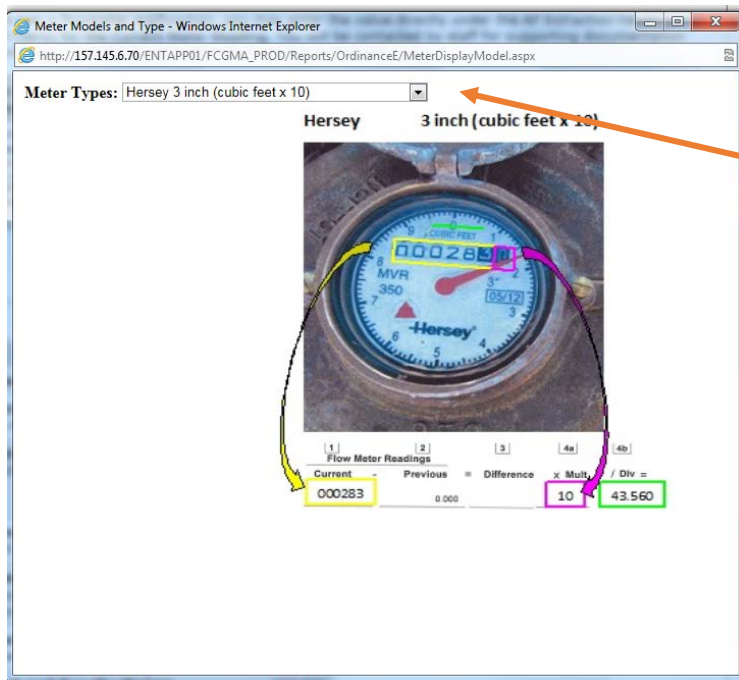
State Well Number(s)	Meter S/N	Historical Allocation	Current Meter Reading	Previous Meter Reading	= Difference	X Mult	/ Div	= AF Extraction
02N21W35P01	.		? 965421	554853	410568.000	1	325851	1.260

Total AF Extraction: 1.260

To submit extraction amounts, enter the Current Meter Reading for each meter. After leaving the Current Meter Reading cell, the total AF Extraction column will populate.

The system will remember the Previous Meter Reading (i.e. the reading from the previous SAES).

If you would like instructions on how to read your flowmeter, click on the blue question mark icon next to the Current Meter Reading section (highlighted by the orange square above).



The Flowmeter Reading Help Tool displays the various types of meters and how to read them. Click on the dropdown menu to select your type of meter. The displayed photo(s) will help you read your meter.

Fees

Previous Balance:			\$0.00
Extraction Charge =	1.260 AF X 3.00		\$3.78
Interest Charge - Months Overdue:			0 \$0.00
Civil Penalty - Days Overdue:			0 \$0.00
Late Penalty:			\$0.00
2015-1 Total Amount Due:			\$0.19
Interest and Penalty Waiver:			-\$0.00
Total Payments:			\$0.00
Total Current Amount Due:			\$3.78
Payment Due By 6/11/2015 to avoid Late Penalties and Interest			

When extractions are entered, the Fees section will automatically update.

In this case, extractions of 1.260 acre-feet (AF) have resulted in an extraction charge of \$3.78.

The Total Current Amount Due is shown here. The payment date is highlighted below. Please submit your payment by the due date to avoid late penalties and interest.

Annual Allocation

Annual Allocation for this Group	
Adjusted Hist. Allocation	0.000 AF
Baseline Allocation	2.000 AF
Total Alloc. Available	2.000 AF
Available Credits	0.000 AF

The Annual Allocation for this CombCode is shown in the box above. This includes the Adjusted Historical Allocation, Baseline Allocation, Total Allocation Available and Available Credits. Allocations are listed in acre-feet (AF).

File Statement

I certify (or declare) under penalty of perjury under the laws of the State of California that the information contained in this statement is true and correct.

Date: 4/28/2015

1

[Back](#) [Print Statement](#) [Save](#) [File Statement](#)

2

Once the information is complete, check the "I certify..." statement box and click the "File Statement" button.



After clicking the "File Statement" button, you will see "Statement has been Filed!" message at the top of the screen letting you know your statement has now been submitted to the Agency.

If you have any questions, or you need to correct an error in a submitted statement, please contact either Mandi Freitas at (805) 645-1372 or Kathleen Riedel at (805) 654-2954 (between 8AM and 5PM, Monday through Friday).